

The Village at Tiburon Homeowners Association, Inc

Balance Sheet Prev Year Comparison

04/17/23

As of December 31, 2022

Accrual Basis

	Dec 31, 22	Dec 31, 21	\$ Change
ASSETS			
Current Assets			
Checking/Savings			
1000 · BancorpSouth - 5345	55,864.09	24,483.22	31,380.87
Total Checking/Savings	55,864.09	24,483.22	31,380.87
Accounts Receivable			
1200 · Accounts Receivable	0.00	3,323.62	-3,323.62
Total Accounts Receivable	0.00	3,323.62	-3,323.62
Total Current Assets	55,864.09	27,806.84	28,057.25
Fixed Assets			
15500 · Security System	4,534.52	4,534.52	0.00
15600 · Accum Depreciation	-4,534.52	-4,534.52	0.00
Total Fixed Assets	0.00	0.00	0.00
TOTAL ASSETS	55,864.09	27,806.84	28,057.25
LIABILITIES & EQUITY			
Liabilities			
Current Liabilities			
Accounts Payable			
2000 · Accounts Payable	12,170.59	183.31	11,987.28
Total Accounts Payable	12,170.59	183.31	11,987.28
Other Current Liabilities			
2020 · Prepaid HOA Dues	7,899.28	0.00	7,899.28
Total Other Current Liabilities	7,899.28	0.00	7,899.28
Total Current Liabilities	20,069.87	183.31	19,886.56
Total Liabilities	20,069.87	183.31	19,886.56
Equity			
3900 · Retained Earnings	27,623.53	27,389.45	234.08
Net Income	8,170.69	234.08	7,936.61
Total Equity	35,794.22	27,623.53	8,170.69
TOTAL LIABILITIES & EQUITY	55,864.09	27,806.84	28,057.25

The Village at Tiburon Homeowners Association, Inc

04/17/23

Profit & Loss Prev Year Comparison

Accrual Basis

January through December 2022

	Jan - Dec 22	Jan - Dec 21	\$ Change
Ordinary Income/Expense			
Income			
4000 · Annual HOA Dues	86,422.25	76,438.50	9,983.75
Total Income	<u>86,422.25</u>	<u>76,438.50</u>	<u>9,983.75</u>
Gross Profit	86,422.25	76,438.50	9,983.75
Expense			
6010 · Contract Labor	22,110.59	20,651.29	1,459.30
6015 · Credit Card Fees	1,963.45	750.02	1,213.43
6040 · Gate Remotes & Repairs	5,231.11	5,008.76	222.35
6045 · HOA Events	5,078.58	3,045.50	2,033.08
6100 · Landscaping			
Feed & Weed Chemicals	1,549.00	2,364.42	-815.42
Mowing & Bushhog	7,525.00	12,225.00	-4,700.00
Sprinkler Repair & Maint	2,043.50	744.00	1,299.50
Trim, Flowers & Water	11,636.64	9,685.31	1,951.33
Total 6100 · Landscaping	<u>22,754.14</u>	<u>25,018.73</u>	<u>-2,264.59</u>
6125 · Maintenance Repairs	228.50	4,565.71	-4,337.21
6130 · Office Supplies	4,786.34	2,318.38	2,467.96
6140 · Postage & PO Box Rent	47.64	328.00	-280.36
6200 · Professional Fees			
6210 · Accounting	2,175.00	1,935.00	240.00
6220 · Legal	7,160.32	5,673.30	1,487.02
Total 6200 · Professional Fees	<u>9,335.32</u>	<u>7,608.30</u>	<u>1,727.02</u>
6300 · Rent	5,471.52	5,471.52	0.00
6500 · Utilities			
6510 · Gas & Electric	455.71	438.92	16.79
6520 · Telephone	1,638.00	1,719.29	-81.29
Total 6500 · Utilities	<u>2,093.71</u>	<u>2,158.21</u>	<u>-64.50</u>
Total Expense	<u>79,100.90</u>	<u>76,924.42</u>	<u>2,176.48</u>
Net Ordinary Income	7,321.35	-485.92	7,807.27
Other Income/Expense			
Other Income			
7000 · Finance Charge Income	529.34	0.00	529.34
7100 · Gate Remotes	320.00	720.00	-400.00
Total Other Income	<u>849.34</u>	<u>720.00</u>	<u>129.34</u>
Net Other Income	849.34	720.00	129.34
Net Income	<u><u>8,170.69</u></u>	<u><u>234.08</u></u>	<u><u>7,936.61</u></u>

The Village at Tiburon Homeowners Association, Inc
Transaction Detail By Account

January through December 2022

Type	Date	Num	Name	Memo	Cir	Split	Amount	Balance
6010 - Contract Labor								
Bill	01/31/2022	Jan 22 - CV Salary	Black Capital Mgmt LLC		2000	Accounts Payable	1,674.27	1,674.27
Bill	02/28/2022	Feb 22 - CV Salary	Black Capital Mgmt LLC		2000	Accounts Payable	1,674.28	3,348.53
Bill	03/31/2022	Mar 22 - CV Salary	Black Capital Mgmt LLC		2000	Accounts Payable	2,083.47	5,432.00
Bill	04/30/2022	April 22 - CV Salary	Black Capital Mgmt LLC		2000	Accounts Payable	1,663.86	7,095.86
Bill	05/31/2022	May 22 - CV Salary	Black Capital Mgmt LLC		2000	Accounts Payable	1,663.86	8,759.72
Bill	06/30/2022	June 22 - CV Salary	Black Capital Mgmt LLC		2000	Accounts Payable	2,079.82	10,839.54
Bill	07/31/2022	July 22 - CV Salary	Black Capital Mgmt LLC		2000	Accounts Payable	1,663.86	12,503.40
Bill	08/31/2022	Aug 22 - CV Salary	Black Capital Mgmt LLC		2000	Accounts Payable	1,663.86	14,167.26
Bill	09/30/2022	Sept 22 - CV Salary	Black Capital Mgmt LLC		2000	Accounts Payable	2,084.82	16,252.08
Bill	10/31/2022	Oct 22 - CV Salary	Black Capital Mgmt LLC		2000	Accounts Payable	1,673.86	17,925.94
Bill	11/30/2022	Nov 22 - CV Salary	Black Capital Mgmt LLC		2000	Accounts Payable	1,673.86	19,599.80
Bill	12/31/2022	Dec 22 - CV Salary	Black Capital Mgmt LLC		2000	Accounts Payable	2,510.79	22,110.59
Total 6010 - Contract Labor							22,110.59	22,110.59
6015 - Credit Card Fees								
Check	01/04/2022	CCADJ		Batch Fee ID=3421816775	1000	BancorpSouth - 5345	160.80	160.80
Check	01/05/2022	CCADJ		Batch Fee ID=3421968285	1000	BancorpSouth - 5345	250.20	411.00
Check	01/06/2022	CCADJ		Batch Fee ID=3423256695	1000	BancorpSouth - 5345	140.00	551.00
Check	01/07/2022	CCADJ		Batch Fee ID=3424821915	1000	BancorpSouth - 5345	100.41	651.41
Check	01/08/2022	CCADJ		Batch Fee ID=3426824215	1000	BancorpSouth - 5345	49.80	701.31
Check	01/09/2022	CCADJ		Batch Fee ID=3428686005	1000	BancorpSouth - 5345	20.10	721.41
Check	01/10/2022	CCADJ		Batch Fee ID=3429568985	1000	BancorpSouth - 5345	46.80	768.31
Check	01/11/2022	CCADJ		Batch Fee ID=3430521615	1000	BancorpSouth - 5345	37.00	805.31
Check	01/12/2022	CCADJ		Batch Fee ID=3432402655	1000	BancorpSouth - 5345	49.80	855.21
Check	01/13/2022	CCADJ		Batch Fee ID=3434880485	1000	BancorpSouth - 5345	13.40	868.61
Check	01/14/2022	CCADJ		Batch Fee ID=3436988225	1000	BancorpSouth - 5345	37.11	905.72
Check	01/15/2022	CCADJ		Batch Fee ID=3439143985	1000	BancorpSouth - 5345	9.70	915.42
Check	01/16/2022	CCADJ		Batch Fee ID=3439828135	1000	BancorpSouth - 5345	20.10	935.52
Check	01/17/2022	CCADJ		Batch Fee ID=3440035875	1000	BancorpSouth - 5345	23.10	958.62
Check	01/18/2022	CCADJ		Batch Fee ID=3443205795	1000	BancorpSouth - 5345	26.80	985.42
Check	01/19/2022	CCADJ		Batch Fee ID=3446749755	1000	BancorpSouth - 5345	20.10	1,005.52
Check	01/20/2022	CCADJ		Batch Fee ID=3447757375	1000	BancorpSouth - 5345	3.00	1,008.52
Check	01/21/2022	CCADJ		Batch Fee ID=3449684945	1000	BancorpSouth - 5345	33.50	1,042.02
Check	01/22/2022	CCADJ		Batch Fee ID=3451404155	1000	BancorpSouth - 5345	13.40	1,055.42
Check	01/23/2022	CCADJ		Batch Fee ID=3453145395	1000	BancorpSouth - 5345	26.80	1,082.22
Check	01/24/2022	CCADJ		Batch Fee ID=3454972685	1000	BancorpSouth - 5345	80.40	1,162.62
Check	01/25/2022	CCADJ		Batch Fee ID=3456005525	1000	BancorpSouth - 5345	99.53	1,262.15
Check	01/26/2022	CCADJ		Batch Fee ID=3458453035	1000	BancorpSouth - 5345	26.80	1,288.95
Check	01/27/2022	CCADJ		Batch Fee ID=3459510615	1000	BancorpSouth - 5345	33.50	1,322.45
Check	01/28/2022	CCADJ		Batch Fee ID=3459539745	1000	BancorpSouth - 5345	26.80	1,349.25
Check	01/29/2022	CCADJ		Batch Fee ID=3461650255	1000	BancorpSouth - 5345	89.73	1,438.98
Check	01/30/2022	CCADJ		Batch Fee ID=3463908545	1000	BancorpSouth - 5345	43.20	1,482.18
Check	01/31/2022	CCADJ		Batch Fee ID=3466683575	1000	BancorpSouth - 5345	20.10	1,485.28
Check	02/01/2022	CCADJ		Batch Fee ID=3468872395	1000	BancorpSouth - 5345	6.70	1,491.98
Check	02/02/2022	CCADJ		Batch Fee ID=3470529415	1000	BancorpSouth - 5345	13.40	1,505.38
Check	02/03/2022	CCADJ		Batch Fee ID=3472043755	1000	BancorpSouth - 5345	20.10	1,525.48
Check	02/04/2022	CCADJ		Batch Fee ID=3473912405	1000	BancorpSouth - 5345	33.50	1,558.98
Check	02/05/2022	CCADJ		Batch Fee ID=3480080145	1000	BancorpSouth - 5345	8.11	1,567.09
Check	02/06/2022	CCADJ		Batch Fee ID=3489769525	1000	BancorpSouth - 5345	14.89	1,581.98
Check	02/07/2022	CCADJ		Batch Fee ID=3491143905	1000	BancorpSouth - 5345	26.21	1,608.19
Check	02/08/2022	CCADJ		Batch Fee ID=3494745635	1000	BancorpSouth - 5345	6.70	1,614.89
Check	02/09/2022	CCADJ		Batch Fee ID=3498438535	1000	BancorpSouth - 5345	6.19	1,621.08
Check	02/10/2022	CCADJ		Batch Fee ID=3515267905	1000	BancorpSouth - 5345	6.70	1,627.78
Check	02/11/2022	CCADJ		Batch Fee ID=3523634975	1000	BancorpSouth - 5345	6.70	1,634.48
Check	02/12/2022	CCADJ		Batch Fee ID=3532283075	1000	BancorpSouth - 5345	6.82	1,641.30
Check	02/13/2022	CCADJ		Batch Fee ID=43857267935	1000	BancorpSouth - 5345	2.73	1,644.03
Check	02/14/2022	CCADJ		Batch Fee ID=43857267935	1000	BancorpSouth - 5345	1.49	1,645.52
Check	02/15/2022	CCADJ		Batch Fee ID=43857267935	1000	BancorpSouth - 5345	2.73	1,648.25
Check	02/16/2022	CCADJ		Batch Fee ID=43870535595	1000	BancorpSouth - 5345	247.90	1,896.15
Check	02/17/2022	CCADJ		Batch Fee ID=43970683035	1000	BancorpSouth - 5345	63.30	1,959.45
Total 6015 - Credit Card Fees							1,963.45	1,963.45
6040 - Gate Remotes & Repairs								
Bill	01/05/2022	2085	MCO Electric	Replaced Lightbulbs in VAT Sign	2000	Accounts Payable	253.10	253.10
Bill	01/31/2022	1258	Automated Gate Services of LA LLC	Install Cell Board Upgrade 4G to 5G	2000	Accounts Payable	653.67	906.77
Bill	03/10/2022	Security Gates	Hometown Fence	Security Gates	2000	Accounts Payable	625.00	1,531.77
Bill	07/19/2022	1446	Automated Gate Services of LA LLC	8 Batteries & Change DK 4501-012 Panel Board	2000	Accounts Payable	1,417.67	2,949.44
Bill	09/28/2022	2140	MCO Electric	Chg LED Bulbs & Install New Photo Cells	2000	Accounts Payable	385.00	3,334.44
Bill	10/07/2022	3077	Automated Gate Services of LA LLC	Exterior Antenna & Repair Board	2000	Accounts Payable	165.00	3,499.44
Bill	11/02/2022	3087	Automated Gate Services of LA LLC	Replace Control Board	2000	Accounts Payable	688.67	4,188.11
Bill	11/14/2022	3096	Automated Gate Services of LA LLC	30 RCS 433C Gate Remotes	2000	Accounts Payable	1,065.00	5,253.11
Total 6040 - Gate Remotes & Repairs							5,231.11	5,231.11
6045 - HOA Events								
Bill	01/05/2022	Front Entrance	Sullivan's Irrigation LLC	Front Entrance - Take Down Christmas Lights & Straw for Parade	2000	Accounts Payable	250.00	250.00
Bill	01/05/2022	Front Entrance	Sullivan's Irrigation LLC	Front Entrance - Take Down Christmas Lights & Straw for Parade	2000	Accounts Payable	22.82	272.82
Deposit	01/13/2022	3494	SignCo	HOA Dues Signs	1000	BancorpSouth - 5345	-40.96	231.86
Check	02/03/2022	3552	The Summit	April 12, 2022 HOA meeting	1000	BancorpSouth - 5345	250.00	481.86
Check	03/21/2022	BD	Walmart	Easter	1000	BancorpSouth - 5345	20.78	502.64
Check	03/30/2022	BD	Amazon.com	Easter	1000	BancorpSouth - 5345	24.53	527.17
Check	04/12/2022	3582	Joheph Thomerson	Security - HOA Meeting	1000	BancorpSouth - 5345	70.00	597.15

The Village at Tiburon Homeowners Association, Inc
Transaction Detail By Account

January through December 2022













Type	Date	Num	Name	Memo	Cir	Split	Amount	Balance
Bill	11/18/2022	Christmas Lights	Sullivan's Irrigation LLC	Main Entrance - Purchase & Install Christmas Lights		2000 - Accounts Payable	4,428.00	5,028.15
Bill	11/24/2022	4455	TNT Lighting	Replace Controller Santa		2000 - Accounts Payable	30.11	5,058.28
Check	12/15/2022	BD	Amazon.com	Christmas		1000 - BancorpSouth - 5345	22.32	5,078.58
Total 6045 - HOA Events							5,078.58	5,078.58
6100 - Landscaping								
Feed & Weed Chemicals								
Bill	03/28/2022	23273	Growing Solutions	LCR 20		2000 - Accounts Payable	387.50	387.50
Bill	06/22/2022	24388	Growing Solutions	LCR 301		2000 - Accounts Payable	387.50	775.00
Bill	07/19/2022	26621	Growing Solutions	LCR 401 - Entrance		2000 - Accounts Payable	258.00	1,033.00
Bill	09/02/2022	28258	Growing Solutions	LCR 501 - Entrance		2000 - Accounts Payable	258.00	1,291.00
Bill	10/18/2022	32021	Growing Solutions	LCR 601 - Entrance		2000 - Accounts Payable	258.00	1,549.00
Total Feed & Weed Chemicals							1,549.00	1,549.00
Mowing & Bushhog								
Bill	01/31/2022	1327	GrassMasters			2000 - Accounts Payable	500.00	500.00
Bill	02/28/2022	1332	GrassMasters			2000 - Accounts Payable	500.00	1,000.00
Bill	03/31/2022	1354	GrassMasters			2000 - Accounts Payable	500.00	1,500.00
Bill	05/03/2022	1365	GrassMasters			2000 - Accounts Payable	500.00	2,000.00
Bill	06/01/2022	1373	GrassMasters			2000 - Accounts Payable	500.00	2,500.00
Bill	06/29/2022	1383	GrassMasters			2000 - Accounts Payable	500.00	3,000.00
Check	07/27/2022	3816	Steve Cooley Ent	996 - Bushhog Ditch		1000 - BancorpSouth - 5345	925.00	3,925.00
Check	07/28/2022	3815	GrassMasters	1389		1000 - BancorpSouth - 5345	500.00	4,425.00
Bill	08/31/2022	1398	GrassMasters			2000 - Accounts Payable	500.00	4,925.00
Bill	09/12/2022	893914	Nick Ferlito	Common Areas & Lakes		2000 - Accounts Payable	600.00	5,525.00
Bill	09/28/2022	1410	GrassMasters			2000 - Accounts Payable	500.00	6,025.00
Bill	10/27/2022	1415	GrassMasters			2000 - Accounts Payable	500.00	6,525.00
Bill	11/30/2022	1432	GrassMasters			2000 - Accounts Payable	500.00	7,025.00
Bill	12/20/2022	1435	GrassMasters			2000 - Accounts Payable	500.00	7,525.00
Total Mowing & Bushhog							7,525.00	7,525.00
Sprinkler Repair & Maint								
Bill	03/24/2022	Triangle Lot	Sullivan's Irrigation LLC	Triangle Lot - Sprinkler Repairs		2000 - Accounts Payable	217.00	217.00
Bill	03/24/2022	Main Entrance	Sullivan's Irrigation LLC	Main Entrance - Sprinkler Repairs		2000 - Accounts Payable	382.00	599.00
Bill	05/18/2022	Main Entrance	Sullivan's Irrigation LLC	Main Entrance - Sprinkler Repairs		2000 - Accounts Payable	309.50	908.50
Bill	11/02/2022	Entrance Irrig Contr	Sullivan's Irrigation LLC	Main Entrance - Irrigation Controller Box		2000 - Accounts Payable	885.00	1,793.50
Bill	11/14/2022	Gate Entrance	Sullivan's Irrigation LLC	Gate Entrance - Winterize & Blowout Sprinkler		2000 - Accounts Payable	125.00	1,918.50
Bill	11/14/2022	Triangle	Sullivan's Irrigation LLC	Triangle - Winterize & Blowout Sprinkler		2000 - Accounts Payable	125.00	2,043.50
Total Sprinkler Repair & Maint							2,043.50	2,043.50
Trim, Flowers & Water								
Bill	02/01/2022	Feb 22	Bossier City Utilities Dept	155505-161658		2000 - Accounts Payable	8.54	8.54
Bill	02/22/2022	12980	Go!Trees	Tree pruning entrance		2000 - Accounts Payable	1,458.00	1,466.54
Bill	03/03/2022	Mar 22	Bossier City Utilities Dept	155505-161658		2000 - Accounts Payable	8.54	1,475.08
Bill	03/31/2022	11395	Warren Wilson	Pull Weeds & Clean Flowerbeds		2000 - Accounts Payable	315.00	1,792.08
Bill	04/03/2022	April 22	Bossier City Utilities Dept	155505-161658		2000 - Accounts Payable	18.24	1,810.32
Bill	04/21/2022	11438	Warren Wilson	45 Bales Pinestraw - Common Area		2000 - Accounts Payable	875.00	2,685.32
Bill	05/01/2022	May 22	Bossier City Utilities Dept	155505-161658		2000 - Accounts Payable	8.54	2,693.86
Bill	05/05/2022	11494	Warren Wilson	Change out Fall Color to Spring Color; Fresh Compost		2000 - Accounts Payable	1,970.00	4,663.86
Bill	06/01/2022	June 22	Bossier City Utilities Dept	155505-161658		2000 - Accounts Payable	8.54	4,672.40
Bill	06/30/2022	11559	Warren Wilson	Trim Bushes & Pull Weeds, Clean up Dead Trees		2000 - Accounts Payable	900.00	5,572.40
Bill	07/01/2022	July 22	Bossier City Utilities Dept	155505-161658		2000 - Accounts Payable	8.54	5,580.94
Bill	08/01/2022	Aug 22	Bossier City Utilities Dept	155505-161658		2000 - Accounts Payable	8.54	5,589.48
Bill	08/10/2022	11686	Warren Wilson	Pull Weeds, Flowers & Trim Bushes		2000 - Accounts Payable	835.00	6,414.48
Bill	08/01/2022	Sept 22	Bossier City Utilities Dept	155505-161658		2000 - Accounts Payable	8.54	6,423.02
Bill	08/21/2022	11731	Warren Wilson	Pull Weeds, Flowers & Trim Bushes		2000 - Accounts Payable	625.00	7,048.02
Bill	08/30/2022	14218	All About Trees LLC	Removal & Pruning - Full Day		2000 - Accounts Payable	1,333.00	8,381.02
Bill	10/01/2022	Oct 22	Bossier City Utilities Dept	155505-161658		2000 - Accounts Payable	8.54	8,389.56
Bill	10/27/2022	11792	Warren Wilson	Chg out Seasonal Color & 45 Bales of Pine Straw		2000 - Accounts Payable	2,865.00	11,254.56
Bill	11/01/2022	Nov 22	Bossier City Utilities Dept	155505-161658		2000 - Accounts Payable	8.54	11,263.10
Bill	12/01/2022	Dec 22	Bossier City Utilities Dept	155505-161658		2000 - Accounts Payable	8.54	11,271.64
Bill	12/08/2022	11839	Warren Wilson	Clean up Flower Beds Common Area		2000 - Accounts Payable	365.00	11,636.64
Total Trim, Flowers & Water							11,636.64	11,636.64
Total 6100 - Landscaping								
6125 - Maintenance Repairs								
Bill	03/02/2022	Front Entrance Sign	Sullivan's Irrigation LLC	Front Entrance - Install Sign		2000 - Accounts Payable	228.50	228.50
Total 6125 - Maintenance Repairs							228.50	228.50
6130 - Office Supplies								
Check	01/01/2022	BD	GSuite	Mass Emailing		1000 - BancorpSouth - 5345	12.00	12.00
Bill	01/06/2022	209224-0 & 209225-0	Pettus Office Products	Toner, Ink, Calendar, Planner, Paper & Trash Bags		2000 - Accounts Payable	89.27	101.27
Check	01/07/2022	BD	Tractor Supply	Traffic Cones		1000 - BancorpSouth - 5345	65.64	166.91
Check	01/07/2022	BD	SignCo	Street Signs		1000 - BancorpSouth - 5345	81.92	248.83
Check	01/10/2022	BD	HoaSpace.com	HOA Web Site		1000 - BancorpSouth - 5345	39.00	287.83
Bill	01/11/2022	209224-1	Pettus Office Products	Calendar & Expo Markers		2000 - Accounts Payable	21.18	309.01
Check	01/14/2022	BD	Sam's Club	Annual Membership		1000 - BancorpSouth - 5345	153.23	462.24
Check	01/21/2022	3553	Mailbox Makeovers, LLC	Community Announcement sign		1000 - BancorpSouth - 5345	1,780.00	2,242.24
Check	02/03/2022	BD	Google	GSuite		1000 - BancorpSouth - 5345	10.45	2,252.69

The Village at Tiburon Homeowners Association, Inc Transaction Detail By Account

04/17/23

Accrual Basis

January through December 2022

Type	Date	Num	Name	Memo	Clr	Split	Amount	Balance
Check	02/10/2022	BD	HoaSpace.com	HOA Web Site	1000	BancorpSouth - 5345	39.00	2,271.69
Deposit	02/11/2022		HoaSpace.com	Refund	1000	BancorpSouth - 5345	-39.00	2,232.69
Check	03/17/2022	BD	Office Depot	Pens, Pencils, USB	1000	BancorpSouth - 5345	63.77	2,296.46
Check	04/05/2022	BD	Office Depot	Lam Pouch, Envelopes, Tape	1000	BancorpSouth - 5345	130.76	2,427.22
Bill	04/08/2022	212222-0	Pettus Office Products	Business Cards	2000	Accounts Payable	102.88	2,530.10
Check	04/11/2022	BD	QT		1000	BancorpSouth - 5345	7.10	2,537.20
Deposit	04/12/2022		Office Depot	Lam Pouch	1000	BancorpSouth - 5345	-64.02	2,473.18
Check	04/12/2022	BD	Office Depot		1000	BancorpSouth - 5345	10.36	2,483.54
Check	04/19/2022	BD	Magnet King	Sign at Entrance	1000	BancorpSouth - 5345	112.60	2,596.14
Bill	04/29/2022	212780-0	Pettus Office Products	Labels	2000	Accounts Payable	25.08	2,621.22
Check	05/17/2022	BD	Smartsigns		1000	BancorpSouth - 5345	58.88	2,680.10
Check	05/27/2022	BD	Office Depot	Pens & Ink Cartage	1000	BancorpSouth - 5345	94.43	2,774.53
Check	06/30/2022			Service Charge	1000	BancorpSouth - 5345	2.00	2,776.53
Check	07/11/2022	BD	Ralph & Kacoo		1000	BancorpSouth - 5345	98.49	2,875.02
Check	07/29/2022	BD	Secretary of State	2022 Annual Registration	1000	BancorpSouth - 5345	10.00	2,885.02
Check	07/31/2022			Service Charge	1000	BancorpSouth - 5345	2.00	2,887.02
Bill	08/03/2022	83817	City Business Solutions LLC	83817 - Annual Maintenance on Copier	2000	Accounts Payable	109.45	2,996.47
Bill	08/12/2022	216022-0	Pettus Office Products	Envelopes, Paper & Candy	2000	Accounts Payable	83.97	3,080.44
Bill	08/16/2022	216022-1	Pettus Office Products	Candy Assorted Mix	2000	Accounts Payable	18.79	3,099.23
Check	08/31/2022			Service Charge	1000	BancorpSouth - 5345	2.00	3,101.23
Check	09/08/2022	BD	Intuit	Deposit Slips	1000	BancorpSouth - 5345	49.08	3,150.31
Bill	09/21/2022	10FCF670-0003	Bossier Parish Tax Assessor	Online Access to Bossier Parish Tax Assessor	2000	Accounts Payable	274.50	3,424.81
Check	09/28/2022	BD	Lexis Nexis		1000	BancorpSouth - 5345	15.00	3,439.81
Bill	10/10/2022	217828-0	Pettus Office Products	Surge Protector	2000	Accounts Payable	49.25	3,489.06
Check	10/28/2022	BD	Amazon.com		1000	BancorpSouth - 5345	65.66	3,554.72
Check	10/31/2022			Service Charge	1000	BancorpSouth - 5345	2.00	3,556.72
Bill	11/11/2022	218951-0	Pettus Office Products	Paper Clips, HiLighter, Binder Clips Planner	2000	Accounts Payable	41.72	3,598.44
Check	11/30/2022			Service Charge	1000	BancorpSouth - 5345	2.00	3,600.44
Check	12/02/2022	BD	Carbonite	Backup	1000	BancorpSouth - 5345	35.77	3,636.21
Bill	12/12/2022	2008379707806	One Call Technology	Dell Optiplex 3000	2000	Accounts Payable	519.35	4,155.56
Bill	12/12/2022	2008379707806	One Call Technology	Tiburon HOA Portion	2000	Accounts Payable	519.34	4,674.90
Check	12/29/2022	BD	Microsoft Store		1000	BancorpSouth - 5345	109.44	4,784.34
Check	12/31/2022			Service Charge	1000	BancorpSouth - 5345	2.00	4,786.34
Total 6130 - Office Supplies							4,786.34	4,786.34
6140 - Postage & PO Box Rent								
Invoice	01/01/2022	6479	808 Durango Drive:Lauderdale, Brian & Susan		1200	Accounts Receivable	-0.53	-0.53
Invoice	01/01/2022	6631	441 Long Acre Drive:Tromba, Remo		1200	Accounts Receivable	-0.53	-1.06
Invoice	02/01/2022	6684	516 Carnaby Ct:Dant, David & Tamara		1200	Accounts Receivable	-0.53	-1.59
Invoice	02/01/2022	6688	493 LONG ACRE DRIVE:Troilo, Domenic		1200	Accounts Receivable	-0.53	-2.12
Invoice	02/01/2022	6691	422 Half Moon Lane:Carter, Sherry		1200	Accounts Receivable	-0.50	-2.62
Invoice	02/01/2022	6692	423 Long Acre Drive:Brannon, Sandra		1200	Accounts Receivable	-0.53	-3.15
Invoice	02/01/2022	6699	317 Montrose Avenue:Burton, Joseph		1200	Accounts Receivable	-0.53	-3.68
Invoice	02/01/2022	6701	315 Montrose Avenue:Wilhite, Tracie		1200	Accounts Receivable	-0.53	-4.21
Invoice	02/01/2022	6702	287 Montrose Place:Zimmer, Eric & Jill		1200	Accounts Receivable	-0.53	-4.74
Invoice	02/01/2022	6703	221 Arrowhead Drive:Hesser, Jennifer		1200	Accounts Receivable	-0.53	-5.27
Invoice	02/01/2022	6704	217 Arrowhead Drive:Maranto-Phillips, Tracy		1200	Accounts Receivable	-0.53	-5.80
Invoice	02/01/2022	6710	716 St Martin's Lane:Milhouse, Coleetra		1200	Accounts Receivable	-0.53	-6.33
Invoice	02/01/2022	6712	815 Durango Drive:Mackey, Mark		1200	Accounts Receivable	-0.53	-6.86
Bill	05/12/2022	PO Box Rental 22	U S Postmaster		2000	Accounts Payable	54.50	47.64
Total 6140 - Postage & PO Box Rent							47.64	47.64
6200 - Professional Fees								
6210 - Accounting								
Bill	01/31/2022	3838	CFO ProSolutions		2000	Accounts Payable	60.00	60.00
Bill	02/28/2022	3932	CFO ProSolutions		2000	Accounts Payable	200.00	260.00
Bill	03/31/2022	4076	CFO ProSolutions		2000	Accounts Payable	40.00	300.00
Bill	04/30/2022	4141	CFO ProSolutions		2000	Accounts Payable	260.00	560.00
Bill	05/31/2022	4262	CFO ProSolutions		2000	Accounts Payable	40.00	600.00
Bill	06/30/2022	4354	CFO ProSolutions		2000	Accounts Payable	40.00	640.00
Bill	07/31/2022	4527	CFO ProSolutions		2000	Accounts Payable	220.00	860.00
Bill	08/31/2022	4670	CFO ProSolutions		2000	Accounts Payable	80.00	940.00
Bill	09/20/2022	2021 Taxes	Edward Ball CPA LLC	Prepare 2021 Corporate Return	2000	Accounts Payable	815.00	1,755.00
Bill	09/30/2022	2612	SCG Accounting Solutions		2000	Accounts Payable	140.00	1,895.00
Bill	10/31/2022	2658	SCG Accounting Solutions		2000	Accounts Payable	100.00	1,995.00
Bill	11/30/2022	2659	SCG Accounting Solutions		2000	Accounts Payable	80.00	2,075.00
Bill	12/31/2022	2704	SCG Accounting Solutions		2000	Accounts Payable	100.00	2,175.00
Total 6210 - Accounting							2,175.00	2,175.00
6220 - Legal								
Invoice	01/01/2022	6479		Attorney Fees for Collection	1200	Accounts Receivable	-45.00	-45.00
Invoice	02/01/2022	6684		Attorney Fees for Collection	1200	Accounts Receivable	-45.00	-90.00
Invoice	02/01/2022	6688		Attorney Fees for Collection	1200	Accounts Receivable	-45.00	-135.00
Invoice	02/01/2022	6691		Attorney Fees for Collection	1200	Accounts Receivable	-45.00	-180.00
Invoice	02/01/2022	6692		Attorney Fees for Collection	1200	Accounts Receivable	-45.00	-225.00
Invoice	02/01/2022	6699		Attorney Fees for Collection	1200	Accounts Receivable	-45.00	-270.00
Invoice	02/01/2022	6701		Attorney Fees for Collection	1200	Accounts Receivable	-45.00	-315.00
Invoice	02/01/2022	6702		Attorney Fees for Collection	1200	Accounts Receivable	-45.00	-360.00
Invoice	02/01/2022	6703		Attorney Fees for Collection	1200	Accounts Receivable	-45.00	-405.00
Invoice	02/01/2022	6704		Attorney Fees for Collection	1200	Accounts Receivable	-45.00	-450.00
Invoice	02/01/2022	6710		Attorney Fees for Collection	1200	Accounts Receivable	-45.00	-495.00
Invoice	02/01/2022	6712		Attorney Fees for Collection	1200	Accounts Receivable	-45.00	-540.00

The Village at Tiburon Homeowners Association, Inc Transaction Detail By Account

Accrual Basis

January through December 2022

Type	Date	Num	Name	Memo	Clr	Split	Amount	Balance	
Bill	02/09/2022	232400	Wiener Weiss & Madison						
Bill	02/09/2022	232401	Wiener Weiss & Madison						
Bill	03/17/2022	233399	Wiener Weiss & Madison			2000 - Accounts Payable	341.00	-199.00	
Bill	03/17/2022	233400	Wiener Weiss & Madison			2000 - Accounts Payable	421.21	222.21	
Bill	04/20/2022	234192	Wiener Weiss & Madison			2000 - Accounts Payable	1,319.31	1,541.52	
Bill	05/26/2022	235350	Wiener Weiss & Madison			2000 - Accounts Payable	279.00	1,820.52	
Bill	07/11/2022	236686	Wiener Weiss & Madison			2000 - Accounts Payable	542.50	2,363.02	
Bill	09/01/2022	238090	Wiener Weiss & Madison			2000 - Accounts Payable	1,273.00	3,636.02	
Bill	09/26/2022	238870	Wiener Weiss & Madison			2000 - Accounts Payable	1,158.00	4,794.02	
Bill	11/07/2022	240080	Wiener Weiss & Madison			2000 - Accounts Payable	992.40	5,786.42	
Bill	11/30/2022	240851	Wiener Weiss & Madison			2000 - Accounts Payable	870.40	6,656.82	
						2000 - Accounts Payable	434.00	7,090.82	
						2000 - Accounts Payable	69.50	7,160.32	
Total 6220 - Legal								7,160.32	7,160.32
Total 6200 - Professional Fees								9,335.32	9,335.32
6300 - Rent									
Bill	01/01/2022	Jan 22	Hunter Black Homes Inc.						
Bill	02/01/2022	Feb 22	Hunter Black Homes Inc.			2000 - Accounts Payable	455.96	455.96	
Bill	03/01/2022	Mar 22	Hunter Black Homes Inc.			2000 - Accounts Payable	455.96	911.92	
Bill	04/01/2022	April 22	Hunter Black Homes Inc.			2000 - Accounts Payable	455.96	1,367.88	
Bill	05/01/2022	May 22	Hunter Black Homes Inc.			2000 - Accounts Payable	455.96	1,823.84	
Bill	06/01/2022	June 22	Hunter Black Homes Inc.			2000 - Accounts Payable	455.96	2,279.80	
Bill	07/01/2022	July 22	Hunter Black Homes Inc.			2000 - Accounts Payable	455.96	2,735.76	
Bill	08/01/2022	Aug 22	Hunter Black Homes Inc.			2000 - Accounts Payable	455.96	3,191.72	
Bill	09/01/2022	Sept 22	Hunter Black Homes Inc.			2000 - Accounts Payable	455.96	3,647.68	
Bill	10/01/2022	Oct 22	Hunter Black Homes Inc.			2000 - Accounts Payable	455.96	4,103.64	
Bill	11/01/2022	Nov 22	Hunter Black Homes Inc.			2000 - Accounts Payable	455.96	4,559.60	
Bill	12/01/2022	Dec 22	Hunter Black Homes Inc.			2000 - Accounts Payable	455.96	5,015.56	
Total 6300 - Rent								5,471.52	5,471.52
6500 - Utilities									
6510 - Gas & Electric									
Bill	01/27/2022	Jan 22	SWEPSCO	962-051-928-0-8					
Bill	02/25/2022	Feb 22	SWEPSCO	962-051-928-0-8		2000 - Accounts Payable	38.99	38.99	
Bill	03/28/2022	Mar 22	SWEPSCO	962-051-928-0-8		2000 - Accounts Payable	29.56	68.55	
Bill	04/27/2022	April 22	SWEPSCO	962-051-928-0-8		2000 - Accounts Payable	28.64	97.19	
Bill	05/26/2022	May 22	SWEPSCO	962-051-928-0-8		2000 - Accounts Payable	31.45	128.64	
Bill	06/27/2022	June 22	SWEPSCO	962-051-928-0-8		2000 - Accounts Payable	31.57	160.21	
Bill	07/27/2022	July 22	SWEPSCO	962-051-928-0-8		2000 - Accounts Payable	33.10	193.31	
Bill	08/26/2022	Aug 22	SWEPSCO	962-051-928-0-8		2000 - Accounts Payable	38.14	231.45	
Bill	09/27/2022	Sept 22	SWEPSCO	962-051-928-0-8		2000 - Accounts Payable	35.26	266.71	
Bill	10/25/2022	Oct 22	SWEPSCO	962-051-928-0-8		2000 - Accounts Payable	38.06	304.77	
Bill	11/23/2022	Nov 22	SWEPSCO	962-051-928-0-8		2000 - Accounts Payable	33.47	338.24	
Bill	12/30/2022	Dec 22	SWEPSCO	962-051-928-0-8		2000 - Accounts Payable	40.11	378.35	
Total 6510 - Gas & Electric								455.71	455.71
6520 - Telephone									
Bill	01/24/2022	1743345	DoorKing Inc.	Gate Cellular Subscription					
Bill	01/31/2022	Jan 22 - Verizon	Black Capital Mgmt LLC			2000 - Accounts Payable	43.95	43.95	
Bill	02/24/2022	1760244	DoorKing Inc.	Gate Cellular Subscription		2000 - Accounts Payable	64.13	108.08	
Bill	02/28/2022	Feb 22 - Verizon	Black Capital Mgmt LLC			2000 - Accounts Payable	85.72	193.80	
Bill	03/03/2022	1765306	DoorKing Inc.	Gate Cellular Subscription		2000 - Accounts Payable	64.13	257.93	
Bill	03/31/2022	Mar 22 - Verizon	Black Capital Mgmt LLC			2000 - Accounts Payable	53.95	311.88	
Bill	04/01/2022	1782058	DoorKing Inc.	Gate Cellular Subscription		2000 - Accounts Payable	64.13	376.01	
Bill	04/30/2022	April 22 - Verizon	Black Capital Mgmt LLC			2000 - Accounts Payable	53.95	429.96	
Bill	05/01/2022	1799840	DoorKing Inc.	Gate Cellular Subscription		2000 - Accounts Payable	64.08	494.04	
Bill	05/31/2022	181763	DoorKing Inc.	Gate Cellular Subscription		2000 - Accounts Payable	43.95	537.99	
Bill	05/31/2022	May 22 - Verizon	Black Capital Mgmt LLC			2000 - Accounts Payable	43.95	581.94	
Bill	06/30/2022	June 22 - Verizon	Black Capital Mgmt LLC			2000 - Accounts Payable	76.99	658.93	
Bill	07/01/2022	1835127	DoorKing Inc.	Gate Cellular Subscription		2000 - Accounts Payable	64.16	723.09	
Bill	07/31/2022	July 22 - Verizon	Black Capital Mgmt LLC			2000 - Accounts Payable	43.95	767.04	
Bill	08/01/2022	1852746	DoorKing Inc.	Gate Cellular Subscription		2000 - Accounts Payable	104.77	871.81	
Bill	08/31/2022	Aug 22 - Verizon	Black Capital Mgmt LLC			2000 - Accounts Payable	43.95	915.76	
Bill	09/01/2022	1870435	DoorKing Inc.	Gate Cellular Subscription		2000 - Accounts Payable	105.88	1,021.64	
Bill	09/30/2022	Sept 22 - Verizon	Black Capital Mgmt LLC			2000 - Accounts Payable	53.95	1,075.59	
Bill	10/01/2022	1888024	DoorKing Inc.	Gate Cellular Subscription		2000 - Accounts Payable	104.48	1,180.07	
Bill	10/31/2022	1905825	DoorKing Inc.	Gate Cellular Subscription		2000 - Accounts Payable	43.95	1,224.02	
Bill	11/30/2022	Nov 22 - Verizon	Black Capital Mgmt LLC			2000 - Accounts Payable	53.95	1,277.97	
Bill	12/01/2022	1923684	DoorKing Inc.	Gate Cellular Subscription		2000 - Accounts Payable	104.48	1,382.45	
Bill	12/31/2022	Dec 22 - Verizon	Black Capital Mgmt LLC			2000 - Accounts Payable	105.70	1,488.15	
Total 6520 - Telephone								43.95	1,532.10
Total 6500 - Utilities								1,638.00	1,638.00
TOTAL								2,093.71	2,093.71
								79,100.90	79,100.90